

SWEET[®] Sans



A B C D E F G H I

J K L M N O P Q

R S T U V W X Y Z

a b c d e f g h i

j k l m n o p q

r s t u v w x y z

A B C D E F G H I

J K L M N O P Q

R S T U V W X Y Z

THE ENGRAVER’S SANS SERIF—strikingly similar to drafting alphabets of the early 1900s—has been one of the most widely used stationer’s lettering styles since about 1900. Its open, simple forms offer legibility at very small sizes. While there are digital fonts based on this style (such as Burin Sans™ and Sackers Gothic,™ among others), few offer the range of styles and weights possible, with the versatility designers perhaps expect from digital type families. Sweet Sans fills that void.



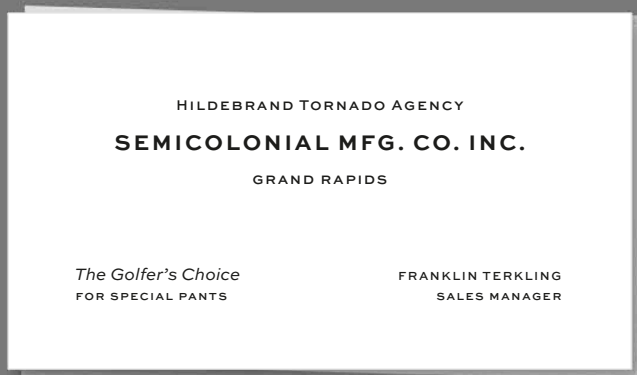
The family is based on antique engraver’s lettering templates called “masterplates.” Professional stationers use a pantograph to manually transfer letters from these masterplates to a piece of copper or steel that is then etched to serve as a plate or die. This demanding technique is rare today given that most engravers now use a photographic process to make plates, where just about any font will do. But the lettering styles engravers popularized during the first half of the twentieth century—especially the engraver’s sans—are still quite familiar and appealing.

Referencing various masterplates—which typically offer the alphabet, figures, an ampersand, and little else—Mark van Bronkhorst has drawn a comprehensive toolkit of nine weights, each offering upper- and lowercase forms, small caps, true italics, arbitrary fractions, and various figure sets designed to harmonize with text, small caps, and all-caps. The fonts are available as basic, “Standard” character sets, and as “Pro” character sets offering a variety of typographic features and full support for Western and Central European languages.

Though rich in history, Sweet Sans is made for contemporary use. It is a handsome and functional tribute to the spirit of unsung craftsmanship.

SWEET SANS**MARK VAN BRONKHORST**
DESIGN**IGINO MARINI**
LINNEA LUNDQUIST
PRODUCTION**2011**

Sweet Sans Hairline	HAIRLINE SMALL CAPS
<i>Sweet Sans Hairline Italic</i>	<i>HAIRLINE ITALIC SMALL CAPS</i>
Sweet Sans Extra Thin	EXTRA THIN SMALL CAPS
<i>Sweet Sans Extra Thin Italic</i>	<i>EXTRA THIN ITALIC SMALL CAPS</i>
Sweet Sans Thin	THIN SMALL CAPS
<i>Sweet Sans Thin Italic</i>	<i>THIN ITALIC SMALL CAPS</i>
Sweet Sans Extra Light	EXTRA LIGHT SMALL CAPS
<i>Sweet Sans Extra Light Italic</i>	<i>EXTRA LIGHT ITALIC SMALL CAPS</i>
Sweet Sans Light	LIGHT SMALL CAPS
<i>Sweet Sans Light Italic</i>	<i>LIGHT ITALIC SMALL CAPS</i>
Sweet Sans Regular	REGULAR SMALL CAPS
<i>Sweet Sans Italic</i>	<i>ITALIC SMALL CAPS</i>
Sweet Sans Medium	MEDIUM SMALL CAPS
<i>Sweet Sans Medium Italic</i>	<i>MEDIUM ITALIC SMALL CAPS</i>
Sweet Sans Bold	BOLD SMALL CAPS
<i>Sweet Sans Bold Italic</i>	<i>BOLD ITALIC SMALL CAPS</i>
Sweet Sans Heavy	HEAVY SMALL CAPS
<i>Sweet Sans Heavy Italic</i>	<i>HEAVY ITALIC SMALL CAPS</i>



VACATIONING REGULAR

48 PT

Festive fruitcake

Groundbreaking

SUPERMARKET SMALL CAPS

MEMBERSHIP ITALIC

Prized specimen

Mansion burned

ENCYCLOPEDIA SMALL CAPS

INTERMINGLE REGULAR

Plastics exports

Desired method

GRAPHIC ARTS SMALL CAPS

ADVERTISING ITALIC

Peculiar artwork

Superb qualities

MYTHOLOGICAL SMALL CAPS

48 PT HORSE SHOW REGULAR

Prodigious child

Extension cords

STRAIGHT LINE SMALL CAPS

TEAM LEADER ITALIC

Museum Exhibit

Breaking dishes

ELEGANT HATS SMALL CAPS

ORCHESTRAL REGULAR

Frightful phobia

Overweight dog

ITALIAN SHOES SMALL CAPS

SPORTY AUTO ITALIC

Employees Only

Sweet anecdote

CATCHY TUNES SMALL CAPS

48 PT AUTHORITIES REGULAR

Girls like horses

Tacky souvenirs

ONLINE POKER SMALL CAPS

MEANDERING ITALIC

A special feeling

Boyhood drama

WOODEN BATS SMALL CAPS

48 PT SCRIMMAGES REGULAR

Kitchen warfare

Skirmish erupts

MONEY FOUND SMALL CAPS

PROJECTILES ITALIC

Sticky meringue

Folk songs sung

FANCY HAIRDO SMALL CAPS

48 PT GLUTEN FREE REGULAR

Scarlet blemish

Lakeside resort

XANTHAN GUM SMALL CAPS

PHLEBOTOMY ITALIC

Vocal ensemble

Motion sickness

BICYCLE SHOP SMALL CAPS

ABSORBENCY REGULAR

**Irksome docent
Television show
SUBORDINATE** SMALL CAPS

REFRIGERATE ITALIC

***Pinball machine
Baccalaureates
RAZZAMATAZZ*** SMALL CAPS

SALMONELLA REGULAR

Ancient artifact

Biodegradation

DAYDREAMING SMALL CAPS

QUADRILLION ITALIC

Gelatinousness

Tender moment

MISANTHROPE SMALL CAPS

12/18 PT

THE ENGRAVER'S SANS SERIF—strikingly similar to drafting alphabets of the early 1900s—has been one of the most widely used stationer's lettering styles since about 1900. Its open, simple forms offer legibility at very small sizes. While there are digital fonts based on this style, few offer the range of styles and weights possible, with the versatility designers perhaps expect from digital type families. Sweet Sans fills that void. The family is based on an antique engraver's lettering templates called "masterplates." Professional sta

THE ENGRAVER'S SANS SERIF—strikingly similar to drafting alphabets of the early 1900s—has been one of the most widely used stationer's lettering styles since about 1900. Its open, simple forms offer legibility at very small sizes. While there are digital fonts based on this style, few offer the range of styles and weights possible, with the versatility designers perhaps expect from digital type families. Sweet Sans fills that void. The family is based on an antique engraver's lettering templates called "masterplates." Professional sta

8/12 PT

THE ENGRAVER'S SANS SERIF—STRIKINGLY SIMILAR TO DRAFTING ALPHABETS OF THE EARLY 1900S—HAS BEEN ONE OF THE MOST WIDELY USED STATIONER'S LETTERING STYLES SINCE ABOUT 1900. ITS OPEN, SIMPLE FORMS OFFER LEGIBILITY AT VERY SMALL SIZES. WHILE THERE ARE DIGITAL FONTS BASED ON THIS STYLE, FEW OFFER THE RANGE OF STYLES AND WEIGHTS POSSIBLE, WITH THE VERSATILITY DESIGNERS PERHAPS EXPECT FROM DIGITAL TYPE FAMILIES. SWEET SANS FILLS THAT VOID. THE FAMILY IS BASED ON ANTIQUE ENGRAVER'S LETTERING TEMPLATES CALLED "MASTERPLATES." PROFESSIONAL STATIONERS USE A PANTOGRAPH TO MANUALLY TRANSFER LETTERS FROM THESE MASTERPLATES TO A PIECE OF COPPER OR STEEL THAT IS THEN ETCHED TO SERVE AS A PLATE OR DIE. THIS DEMANDING TECHNIQUE IS RARE TODAY GIVEN THAT MOST ENGRAVERS NOW USE A PHOTOGRAPHIC PROCESS TO MAKE PLATES, WHERE JUST ABOUT ANY FONT WILL DO. BUT THE LETTERING STYLES ENGRAVERS POPULARIZED DURING THE FIRST HALF OF THE TWENTIETH CENTURY—ESPECIALLY THE ENGRAVER'S SANS—are

THE ENGRAVER'S SANS SERIF—strikingly similar to drafting alphabets of the early 1900s—has been one of the most widely used stationer's lettering styles since about 1900. Its open, simple forms offer legibility at very small sizes. While there are digital fonts based on this style, few offer the range of styles and weights possible, with the versatility designers perhaps expect from digital type families. Sweet Sans fills that void. The family is based on antique engraver's lettering templates called "masterplates." Professional stationers use a pantograph to transfer letters from these masterplates to a piece of copper or steel that is then etched to serve as a plate or die. This demanding technique is rare today given that most engravers now

THE ENGRAVER'S SANS SERIF—strikingly similar to drafting alphabets of the early 1900s—has been one of the most widely used stationer's lettering styles since about 1900. Its open, simple forms offer legibility at very small sizes. While there are digital fonts based on this style, few offer the range of styles and weights possible, with the versatility designers perhaps expect from digital type families. Sweet Sans fills that void. The family is based on antique engraver's lettering templates called "masterplates." Professional stationers use a pantograph to transfer letters from these masterplates to a piece of copper or steel that is then etched to serve as a plate or die. This demanding technique is rare today given that most engravers now

6/9 PT



12/18 PT THE ENGRAVER'S SANS SERIF—strikingly similar to drafting alphabets of the early 1900s—has been one of the most widely used stationer's lettering styles since about 1900. Its open, simple forms offer legibility at very small sizes. While there are digital fonts based on this style, few offer the range of styles and weights possible, with the versatility designers perhaps expect from digital type families. Sweet Sans fills that void. The family is based on an antique engraver's lettering templates called “masterplates.” Professional sta

THE ENGRAVER'S SANS SERIF—strikingly similar to drafting alphabets of the early 1900s—has been one of the most widely used stationer's lettering styles since about 1900. Its open, simple forms offer legibility at very small sizes. While there are digital fonts based on this style, few offer the range of styles and weights possible, with the versatility designers perhaps expect from digital type families. Sweet Sans fills that void. The family is based on an antique engraver's lettering templates called “masterplates.” Professional sta

8/12 PT THE ENGRAVER'S SANS SERIF—STRIKINGLY SIMILAR TO DRAFTING ALPHABETS OF THE EARLY 1900S—HAS BEEN ONE OF THE MOST WIDELY USED STATIONER'S LETTERING STYLES SINCE ABOUT 1900. ITS OPEN, SIMPLE FORMS OFFER LEGIBILITY AT VERY SMALL SIZES. WHILE THERE ARE DIGITAL FONTS BASED ON THIS STYLE, FEW OFFER THE range of styles and weights possible, with the versatility designers perhaps expect from digital type families. Sweet Sans fills that void. The family is based on antique engraver's lettering templates CALLED “MASTERPLATES.” PROFESSIONAL STATIONERS USE A PANTOGRAPH TO MANUALLY TRANSFER LETTERS FROM THESE MASTERPLATES TO A PIECE OF COPPER OR STEEL THAT IS THEN ETCHED TO SERVE AS A PLATE OR DIE. THIS DEMANDING TECHNIQUE IS RARE TODAY GIVEN THAT MOST ENGRAVERS NOW USE A PHOTOGRAPHIC process to make plates, where just about any font will do. But the lettering styles engravers popularized during the first half of the twentieth century—especially the engraver's sans—are

THE ENGRAVER'S SANS SERIF—strikingly similar to drafting alphabets of the early 1900s—has been one of the most widely used stationer's lettering styles since about 1900. Its open, simple forms offer legibility at very small sizes. While there are digital fonts based on this style, few offer the range of styles and weights possible, with the versatility designers perhaps expect from digital type families. Sweet Sans fills that void. The family is based on antique engraver's lettering templates called “masterplates.” Professional stationers use a pantograph to transfer letters from these masterplates to a piece of copper or steel that is then etched to serve as a plate or die. This demanding technique is rare today given that most engravers now

THE ENGRAVER'S SANS SERIF—strikingly similar to drafting alphabets of the early 1900s—has been one of the most widely used stationer's lettering styles since about 1900. Its open, simple forms offer legibility at very small sizes. While there are digital fonts based on this style, few offer the range of styles and weights possible, with the versatility designers perhaps expect from digital type families. Sweet Sans fills that void. The family is based on antique engraver's lettering templates called “masterplates.” Professional stationers use a pantograph to transfer letters from these masterplates to a piece of copper or steel that is then etched to serve as a plate or die. This demanding technique is rare today given that most engravers now

6/9 PT



12/18 PT

THE ENGRAVER'S SANS SERIF—strikingly similar to drafting alphabets of the early 1900s—has been one of the most widely used stationer's lettering styles since about 1900. Its open, simple forms offer legibility at very small sizes. While there are digital fonts based on this style, few offer the range of styles and weights possible, with the versatility designers perhaps expect from digital type families. Sweet Sans fills that void. The family is based on an antique engraver's lettering templates called "masterplates." Professional sta

THE ENGRAVER'S SANS SERIF—strikingly similar to drafting alphabets of the early 1900s—has been one of the most widely used stationer's lettering styles since about 1900. Its open, simple forms offer legibility at very small sizes. While there are digital fonts based on this style, few offer the range of styles and weights possible, with the versatility designers perhaps expect from digital type families. Sweet Sans fills that void. The family is based on an antique engraver's lettering templates called "masterplates." Professional sta

8/12 PT

THE ENGRAVER'S SANS SERIF—STRIKINGLY SIMILAR TO DRAFTING ALPHABETS OF THE EARLY 1900S—HAS BEEN ONE OF THE MOST WIDELY USED STATIONER'S LETTERING STYLES SINCE ABOUT 1900. ITS OPEN, SIMPLE FORMS OFFER LEGIBILITY AT VERY SMALL SIZES. WHILE THERE ARE DIGITAL FONTS BASED ON THIS STYLE, FEW OFFER THE range of styles and weights possible, with the versatility designers perhaps expect from digital type families. Sweet Sans fills that void. The family is based on antique engraver's lettering templates called "MASTERPLATES." PROFESSIONAL STATIONERS USE A PANTOGRAPH TO MANUALLY TRANSFER LETTERS FROM THESE MASTERPLATES TO A PIECE OF COPPER OR STEEL THAT IS THEN ETCHED TO SERVE AS A PLATE OR DIE. THIS DEMANDING TECHNIQUE IS RARE TODAY GIVEN THAT MOST ENGRAVERS NOW USE A PHOTOGRAPHIC process to make plates, where just about any font will do. But the lettering styles engravers popularized during the first half of the twentieth century—especially the engraver's sans—are

THE ENGRAVER'S SANS SERIF—strikingly similar to drafting alphabets of the early 1900s—has been one of the most widely used stationer's lettering styles since about 1900. Its open, simple forms offer legibility at very small sizes. While there are digital fonts based on this style, few offer the range of styles and weights possible, with the versatility designers perhaps expect from digital type families. Sweet Sans fills that void. The family is based on antique engraver's lettering templates called "masterplates." Professional stationers use a pantograph to transfer letters from these masterplates to a piece of copper or steel that is then etched to serve as a plate or die. This demanding technique is rare today given that most engravers now

THE ENGRAVER'S SANS SERIF—strikingly similar to drafting alphabets of the early 1900s—has been one of the most widely used stationer's lettering styles since about 1900. Its open, simple forms offer legibility at very small sizes. While there are digital fonts based on this style, few offer the range of styles and weights possible, with the versatility designers perhaps expect from digital type families. Sweet Sans fills that void. The family is based on antique engraver's lettering templates called "masterplates." Professional stationers use a pantograph to transfer letters from these masterplates to a piece of copper or steel that is then etched to serve as a plate or die. This demanding technique is rare today given that most engravers now

6/9 PT



12/18 PT

THE ENGRAVER'S SANS SERIF—strikingly similar to drafting alphabets of the early 1900s—has been one of the most widely used stationer's lettering styles since about 1900. Its open, simple forms offer legibility at very small sizes. While there are digital fonts based on this style, few offer the range of styles and weights possible, with the versatility designers perhaps expect from digital type families. Sweet Sans fills that void. The family is based on antique engraver's lettering templates called “masterplates.” Professional

THE ENGRAVER'S SANS SERIF—strikingly similar to drafting alphabets of the early 1900s—has been one of the most widely used stationer's lettering styles since about 1900. Its open, simple forms offer legibility at very small sizes. While there are digital fonts based on this style, few offer the range of styles and weights possible, with the versatility designers perhaps expect from digital type families. Sweet Sans fills that void. The family is based on antique engraver's lettering templates called “masterplates.” Professional

8/12 PT

THE ENGRAVER'S SANS SERIF—STRIKINGLY SIMILAR TO DRAFTING ALPHABETS OF THE EARLY 1900S—HAS BEEN ONE OF THE MOST WIDELY USED STATIONER'S LETTERING STYLES SINCE ABOUT 1900. ITS OPEN, SIMPLE FORMS OFFER LEGIBILITY AT VERY SMALL SIZES. WHILE THERE ARE DIGITAL FONTS BASED ON THIS STYLE, FEW OFFER the range of styles and weights possible, with the versatility designers perhaps expect from digital type families. Sweet Sans fills that void. The family is based on antique engraver's lettering templates called “MASTERPLATES.” PROFESSIONAL STATIONERS USE A PANTOGRAPH TO MANUALLY TRANSFER LETTERS FROM THESE MASTERPLATES TO A PIECE OF COPPER OR STEEL THAT IS THEN ETCHED TO SERVE AS A PLATE OR DIE. THIS DEMANDING TECHNIQUE IS RARE TODAY GIVEN THAT MOST ENGRAVERS NOW USE A PHOTOGRAPHIC PROCESS TO MAKE PLATES, WHERE JUST ABOUT ANY FONT WILL DO. BUT THE LETTERING STYLES ENGRAVERS POPULARIZED DURING THE FIRST HALF OF THE TWENTIETH CENTURY—ESPECIALLY THE ENGRAVER

THE ENGRAVER'S SANS SERIF—strikingly similar to drafting alphabets of the early 1900s—has been one of the most widely used stationer's lettering styles since about 1900. Its open, simple forms offer legibility at very small sizes. While there are digital fonts based on this style, few offer the range of styles and weights possible, with the versatility designers perhaps expect from digital type families. Sweet Sans fills that void. The family is based on antique engraver's lettering templates called “masterplates.” Professional stationers use a pantograph to transfer letters from these masterplates to a piece of copper or steel that is then etched to serve as a plate or die. This demanding technique is rare today given that most engr

THE ENGRAVER'S SANS SERIF—strikingly similar to drafting alphabets of the early 1900s—has been one of the most widely used stationer's lettering styles since about 1900. Its open, simple forms offer legibility at very small sizes. While there are digital fonts based on this style, few offer the range of styles and weights possible, with the versatility designers perhaps expect from digital type families. Sweet Sans fills that void. The family is based on antique engraver's lettering templates called “masterplates.” Professional stationers use a pantograph to transfer letters from these masterplates to a piece of copper or steel that is then etched to serve as a plate or die. This demanding technique is rare today given that most engr

6/9 PT



12/18 PT

THE ENGRAVER'S SANS SERIF—strikingly similar to drafting alphabets of the early 1900s—has been one of the most widely used stationer's lettering styles since about 1900. Its open, simple forms offer legibility at very small sizes. While there are digital fonts based on this style, few offer the range of styles and weights possible, with the versatility designers perhaps expect from digital type families. Sweet Sans fills that void. The family is based on antique engraver's lettering templates called “masterplates.” Professional

THE ENGRAVER'S SANS SERIF—strikingly similar to drafting alphabets of the early 1900s—has been one of the most widely used stationer's lettering styles since about 1900. Its open, simple forms offer legibility at very small sizes. While there are digital fonts based on this style, few offer the range of styles and weights possible, with the versatility designers perhaps expect from digital type families. Sweet Sans fills that void. The family is based on antique engraver's lettering templates called “masterplates.” Professional

8/12 PT

THE ENGRAVER'S SANS SERIF—STRIKINGLY SIMILAR TO DRAFTING ALPHABETS OF THE EARLY 1900S—HAS BEEN ONE OF THE MOST WIDELY USED STATIONER'S LETTERING STYLES SINCE ABOUT 1900. ITS OPEN, SIMPLE FORMS OFFER LEGIBILITY AT VERY SMALL SIZES. WHILE THERE ARE DIGITAL FONTS BASED ON THIS STYLE, FEW OFFER the range of styles and weights possible, with the versatility designers perhaps expect from digital type families. Sweet Sans fills that void. The family is based on antique engraver's lettering templates called “MASTERPLATES.” PROFESSIONAL STATIONERS USE A PANTOGRAPH TO MANUALLY TRANSFER LETTERS FROM THESE MASTERPLATES TO A PIECE OF COPPER OR STEEL THAT IS THEN ETCHED TO SERVE AS A PLATE OR DIE. THIS DEMANDING TECHNIQUE IS RARE TODAY GIVEN THAT MOST ENGRAVERS NOW USE A PHOTOGRAPHIC PROCESS TO MAKE PLATES, WHERE JUST ABOUT ANY FONT WILL DO. BUT THE LETTERING STYLES ENGRAVERS POPULARIZED DURING THE FIRST HALF OF THE TWENTIETH CENTURY—ESPECIALLY THE ENGRAVER

THE ENGRAVER'S SANS SERIF—strikingly similar to drafting alphabets of the early 1900s—has been one of the most widely used stationer's lettering styles since about 1900. Its open, simple forms offer legibility at very small sizes. While there are digital fonts based on this style, few offer the range of styles and weights possible, with the versatility designers perhaps expect from digital type families. Sweet Sans fills that void. The family is based on antique engraver's lettering templates called “masterplates.” Professional stationers use a pantograph to transfer letters from these masterplates to a piece of copper or steel that is then etched to serve as a plate or die. This demanding technique is rare today given that most engr

THE ENGRAVER'S SANS SERIF—strikingly similar to drafting alphabets of the early 1900s—has been one of the most widely used stationer's lettering styles since about 1900. Its open, simple forms offer legibility at very small sizes. While there are digital fonts based on this style, few offer the range of styles and weights possible, with the versatility designers perhaps expect from digital type families. Sweet Sans fills that void. The family is based on antique engraver's lettering templates called “masterplates.” Professional stationers use a pantograph to transfer letters from these masterplates to a piece of copper or steel that is then etched to serve as a plate or die. This demanding technique is rare today given that most engr

6/9 PT



12/18 PT

THE ENGRAVER'S SANS SERIF—strikingly similar to drafting alphabets of the early 1900s—has been one of the most widely used stationer's lettering styles since about 1900. Its open, simple forms offer legibility at very small sizes. While there are digital fonts based on this style, few offer the range of styles and weights possible, with the versatility designers perhaps expect from digital type families. Sweet Sans fills that void. The family is based on antique engraver's lettering templates called “masterplates.”

THE ENGRAVER'S SANS SERIF—strikingly similar to drafting alphabets of the early 1900s—has been one of the most widely used stationer's lettering styles since about 1900. Its open, simple forms offer legibility at very small sizes. While there are digital fonts based on this style, few offer the range of styles and weights possible, with the versatility designers perhaps expect from digital type families. Sweet Sans fills that void. The family is based on antique engraver's lettering templates called “masterplates.”

8/12 PT

THE ENGRAVER'S SANS SERIF—STRIKINGLY SIMILAR TO DRAFTING ALPHABETS OF THE EARLY 1900S—HAS BEEN ONE OF THE MOST WIDELY USED STATIONER'S LETTERING STYLES SINCE ABOUT 1900. ITS OPEN, SIMPLE FORMS OFFER LEGIBILITY AT VERY SMALL SIZES. WHILE THERE ARE DIGITAL FONTS BASED ON THIS STYLE, FEW OFFER the range of styles and weights possible, with the versatility designers perhaps expect from digital type families. Sweet Sans fills that void. The family is based on antique engraver's lettering templates called “masterplates.” PROFESSIONAL STATIONERS USE A PANTOGRAPH TO MANUALLY TRANSFER LETTERS FROM THESE MASTERPLATES TO A PIECE OF COPPER OR STEEL THAT IS THEN ETCHED TO SERVE AS A PLATE OR DIE. THIS DEMANDING TECHNIQUE IS RARE TODAY GIVEN THAT MOST ENGRAVERS NOW USE A PHOTOGRAPHIC PROCESS TO MAKE PLATES, WHERE JUST ABOUT ANY FONT WILL DO. BUT THE LETTERING STYLES ENGRAVERS POPULARIZED DURING THE FIRST HALF OF THE TWENTIETH CENTURY—ESPECIALLY THE ENGRAVER

THE ENGRAVER'S SANS SERIF—strikingly similar to drafting alphabets of the early 1900s—has been one of the most widely used stationer's lettering styles since about 1900. Its open, simple forms offer legibility at very small sizes. While there are digital fonts based on this style, few offer the range of styles and weights possible, with the versatility designers perhaps expect from digital type families. Sweet Sans fills that void. The family is based on antique engraver's lettering templates called “masterplates.” Professional stationers use a pantograph to transfer letters from these masterplates to a piece of copper or steel that is then etched to serve as a plate or die. This demanding technique is rare today given that

THE ENGRAVER'S SANS SERIF—strikingly similar to drafting alphabets of the early 1900s—has been one of the most widely used stationer's lettering styles since about 1900. Its open, simple forms offer legibility at very small sizes. While there are digital fonts based on this style, few offer the range of styles and weights possible, with the versatility designers perhaps expect from digital type families. Sweet Sans fills that void. The family is based on antique engraver's lettering templates called “masterplates.” Professional stationers use a pantograph to transfer letters from these masterplates to a piece of copper or steel that is then etched to serve as a plate or die. This demanding technique is rare today given that

6/9 PT



12/18 PT

THE ENGRAVER'S SANS SERIF—strikingly similar to drafting alphabets of the early 1900s—has been one of the most widely used stationer's lettering styles since about 1900. Its open, simple forms offer legibility at very small sizes. While there are digital fonts based on this style, few offer the range of styles and weights possible, with the versatility designers perhaps expect from digital type families. Sweet Sans fills that void. The family is based on antique engraver's lettering templates called “masterplates.”

THE ENGRAVER'S SANS SERIF—strikingly similar to drafting alphabets of the early 1900s—has been one of the most widely used stationer's lettering styles since about 1900. Its open, simple forms offer legibility at very small sizes. While there are digital fonts based on this style, few offer the range of styles and weights possible, with the versatility designers perhaps expect from digital type families. Sweet Sans fills that void. The family is based on antique engraver's lettering templates called “masterplates.”

8/12 PT

THE ENGRAVER'S SANS SERIF—STRIKINGLY SIMILAR TO DRAFTING ALPHABETS OF THE EARLY 1900S—HAS BEEN ONE OF THE MOST WIDELY USED STATIONER'S LETTERING STYLES SINCE ABOUT 1900. ITS OPEN, SIMPLE FORMS OFFER LEGIBILITY AT VERY SMALL SIZES. WHILE THERE ARE DIGITAL FONTS BASED ON THIS STYLE, FEW OFFER THE RANGE OF STYLES AND WEIGHTS POSSIBLE, WITH THE VERSATILITY DESIGNERS PERHAPS EXPECT FROM DIGITAL TYPE FAMILIES. SWEET SANS FILLS THAT VOID. THE FAMILY IS BASED ON ANTIQUE ENGRAVER'S LETTERING TEMPLATES CALLED “MASTERPLATES.” PROFESSIONAL STATIONERS USE A PANTOGRAPH TO MANUALLY TRANSFER LETTERS FROM THESE MASTERPLATES TO A PIECE OF COPPER OR STEEL THAT IS THEN ETCHED TO SERVE AS A PLATE OR DIE. THIS DEMANDING TECHNIQUE IS RARE TODAY GIVEN THAT MOST ENGRAVERS NOW USE A PHOTOGRAPHIC PROCESS TO MAKE PLATES, WHERE JUST ABOUT ANY FONT WILL DO. BUT THE LETTERING STYLES ENGRAVERS POPULARIZED DURING THE FIRST HALF OF THE TWENTIETH CENTURY—ESPECIAL

THE ENGRAVER'S SANS SERIF—strikingly similar to drafting alphabets of the early 1900s—has been one of the most widely used stationer's lettering styles since about 1900. Its open, simple forms offer legibility at very small sizes. While there are digital fonts based on this style, few offer the range of styles and weights possible, with the versatility designers perhaps expect from digital type families. Sweet Sans fills that void. The family is based on antique engraver's lettering templates called “masterplates.” Professional stationers use a pantograph to transfer letters from these masterplates to a piece of copper or steel that is then etched to serve as a plate or die. This demanding technique is rare today given that

THE ENGRAVER'S SANS SERIF—strikingly similar to drafting alphabets of the early 1900s—has been one of the most widely used stationer's lettering styles since about 1900. Its open, simple forms offer legibility at very small sizes. While there are digital fonts based on this style, few offer the range of styles and weights possible, with the versatility designers perhaps expect from digital type families. Sweet Sans fills that void. The family is based on antique engraver's lettering templates called “masterplates.” Professional stationers use a pantograph to transfer letters from these masterplates to a piece of copper or steel that is then etched to serve as a plate or die. This demanding technique is rare today given that

6/9 PT



12/18 PT

THE ENGRAVER’S SANS SERIF—strikingly similar to drafting alphabets of the early 1900s—has been one of the most widely used stationer’s lettering styles since about 1900. Its open, simple forms offer legibility at very small sizes. While there are digital fonts based on this style, few offer the range of styles and weights possible, with the versatility designers perhaps expect from digital type families. Sweet Sans fills that void. The family is based on antique engraver’s lettering templates called “masterplates.”

THE ENGRAVER’S SANS SERIF—strikingly similar to drafting alphabets of the early 1900s—has been one of the most widely used stationer’s lettering styles since about 1900. Its open, simple forms offer legibility at very small sizes. While there are digital fonts based on this style, few offer the range of styles and weights possible, with the versatility designers perhaps expect from digital type families. Sweet Sans fills that void. The family is based on antique engraver’s lettering templates called “masterplates.”

8/12 PT

THE ENGRAVER’S SANS SERIF—STRIKINGLY SIMILAR TO DRAFTING ALPHABETS OF THE EARLY 1900S—HAS BEEN ONE OF THE MOST WIDELY USED STATIONER’S LETTERING STYLES SINCE ABOUT 1900. ITS OPEN, SIMPLE FORMS OFFER LEGIBILITY AT VERY SMALL SIZES. WHILE THERE ARE DIGITAL FONTS BASED ON THIS STYLE, FEW OFFER THE RANGE OF STYLES AND WEIGHTS POSSIBLE, WITH THE VERSATILITY DESIGNERS PERHAPS EXPECT FROM DIGITAL TYPE FAMILIES. SWEET SANS FILLS THAT VOID. THE FAMILY IS BASED ON ANTIQUE ENGRAVER’S LETTERING TEMPLATES CALLED “MASTERPLATES.” PROFESSIONAL STATIONERS USE A PANTOGRAPH TO MANUALLY TRANSFER LETTERS FROM THESE MASTERPLATES TO A PIECE OF COPPER OR STEEL THAT IS THEN ETCHED TO SERVE AS A PLATE OR DIE. THIS DEMANDING TECHNIQUE IS RARE TODAY GIVEN THAT MOST ENGRAVERS NOW USE A PHOTOGRAPHIC PROCESS TO MAKE PLATES, WHERE JUST ABOUT ANY FONT WILL DO. BUT THE LETTERING STYLES ENGRAVERS POPULARIZED DURING THE FIRST HALF OF THE TWENTIETH CENTURY—ESPECIAL

THE ENGRAVER’S SANS SERIF—strikingly similar to drafting alphabets of the early 1900s—has been one of the most widely used stationer’s lettering styles since about 1900. Its open, simple forms offer legibility at very small sizes. While there are digital fonts based on this style, few offer the range of styles and weights possible, with the versatility designers perhaps expect from digital type families. Sweet Sans fills that void. The family is based on antique engraver’s lettering templates called “masterplates.” Professional stationers use a pantograph to transfer letters from these masterplates to a piece of copper or steel that is then etched to serve as a plate or die. This demanding technique is rare today given that

THE ENGRAVER’S SANS SERIF—strikingly similar to drafting alphabets of the early 1900s—has been one of the most widely used stationer’s lettering styles since about 1900. Its open, simple forms offer legibility at very small sizes. While there are digital fonts based on this style, few offer the range of styles and weights possible, with the versatility designers perhaps expect from digital type families. Sweet Sans fills that void. The family is based on antique engraver’s lettering templates called “masterplates.” Professional stationers use a pantograph to transfer letters from these masterplates to a piece of copper or steel that is then etched to serve as a plate or die. This demanding technique is rare today given that

6/9 PT



12/18 PT

THE ENGRAVER'S SANS SERIF—strikingly similar to drafting alphabets of the early 1900s—has been one of the most widely used stationer's lettering styles since about 1900. Its open, simple forms offer legibility at very small sizes. While there are digital fonts based on this style, few offer the range of styles and weights possible, with the versatility designers perhaps expect from digital type families. Sweet Sans fills that void. The family is based on antique engraver's lettering templates called “master

THE ENGRAVER'S SANS SERIF—strikingly similar to drafting alphabets of the early 1900s—has been one of the most widely used stationer's lettering styles since about 1900. Its open, simple forms offer legibility at very small sizes. While there are digital fonts based on this style, few offer the range of styles and weights possible, with the versatility designers perhaps expect from digital type families. Sweet Sans fills that void. The family is based on antique engraver's lettering templates called “master

8/12 PT

THE ENGRAVER'S SANS SERIF—STRIKINGLY SIMILAR TO DRAFTING ALPHABETS OF THE EARLY 1900S—HAS BEEN ONE OF THE MOST WIDELY USED STATIONER'S LETTERING STYLES SINCE ABOUT 1900. ITS OPEN, SIMPLE FORMS OFFER LEGIBILITY AT VERY SMALL SIZES. WHILE THERE ARE DIGITAL FONTS BASED ON THIS STYLE, FEW OFFER THE RANGE OF STYLES AND WEIGHTS POSSIBLE, WITH THE VERSATILITY DESIGNERS PERHAPS EXPECT FROM DIGITAL TYPE FAMILIES. SWEET SANS FILLS THAT VOID. THE FAMILY IS BASED ON ANTIQUE ENGRAVER'S LETTERING TEMPLATES CALLED “MASTERPLATES.” PROFESSIONAL STATIONERS USE A PANTOGRAPH TO MANUALLY TRANSFER LETTERS FROM THESE MASTERPLATES TO A PIECE OF COPPER OR STEEL THAT IS THEN ETCHED TO SERVE AS A PLATE OR DIE. THIS DEMANDING TECHNIQUE IS RARE TODAY GIVEN THAT MOST ENGRAVERS NOW USE A PHOTOGRAPHIC PROCESS TO MAKE PLATES, WHERE JUST ABOUT ANY FONT WILL DO. BUT THE LETTERING STYLES ENGRAVERS POPULARIZED DURING THE FIRST HALF OF THE TWENTIETH CENTURY—ESPECIAL

THE ENGRAVER'S SANS SERIF—strikingly similar to drafting alphabets of the early 1900s—has been one of the most widely used stationer's lettering styles since about 1900. Its open, simple forms offer legibility at very small sizes. While there are digital fonts based on this style, few offer the range of styles and weights possible, with the versatility designers perhaps expect from digital type families. Sweet Sans fills that void. The family is based on antique engraver's lettering templates called “masterplates.” Professional stationers use a pantograph to transfer letters from these masterplates to a piece of copper or steel that is then etched to serve as a plate or die. This demanding technique is rare today

THE ENGRAVER'S SANS SERIF—strikingly similar to drafting alphabets of the early 1900s—has been one of the most widely used stationer's lettering styles since about 1900. Its open, simple forms offer legibility at very small sizes. While there are digital fonts based on this style, few offer the range of styles and weights possible, with the versatility designers perhaps expect from digital type families. Sweet Sans fills that void. The family is based on antique engraver's lettering templates called “masterplates.” Professional stationers use a pantograph to transfer letters from these masterplates to a piece of copper or steel that is then etched to serve as a plate or die. This demanding technique is rare today

6/9 PT



[illegible]

ALL CAPS	ABCDEFGHGIJKabcdefghijk → ABCDEFGHGIJKABCDEFGHGIJK
ALL CAPS	¿(ABC)?def123GH@ijk\$€38 → ¿(ABC)?DEF123GH@IJK\$€38
SMALL CAPS	ABCDEFGHGIJK&abcdefghijkl → ABCDEFGHGIJK&ABCDEFGHGIJKL
ALL SMALL CAPS	ABCDEFGHGIJKabcdefghijkml → ABCDEFGHGIJKABCDEFGHGIJKLM
ALL SMALL CAPS	¿Abc? def & 123 GHijk \$12 €38 → ¿ABC? DEF & 123 GHIJK \$12 €38
LIGATURES	Offer Muffin Battle After → Offer Muffin Battle After
STYLISTIC SET 1	012345 012345 012345 → 012345 012345 012345
STYLISTIC SET 2	Banjo Carload Hyphen → Banjo Carload Hyphen
OLDSTYLE FIGURES (DEFAULT)	ABCDEabcde 0123456789 → ABCDEabcde 0123456789
TABULAR OLDSTYLE FIGURES	ABCDEabcde 0123456789 → ABCDEabcde 0123456789
LINING FIGURES	ABCDEabcde 0123456789 → ABCDEabcde 0123456789
TABULAR LINING FIGURES	ABCDEabcde 0123456789 → ABCDEabcde 0123456789
ALL CAP FIGURES	ABCDEabcde 0123456789 → ABCDEABCDE 0123456789
FRACTIONS	1/2 23/87 8/5 239/348 → ½ ²³⁄₈₇ ⁸⁄₅ ²³⁹⁄₃₄₈
SUPERSCRIP / SUPERIOR	1o 1a 1st Mrs \$8.95 footnote.18 → 1 ^o 1 ^a 1 st Mrs \$8. ⁹⁵ footnote. ¹⁸
SUBSCRIPT / INFERIOR	H2O Polo Tournament → H ₂ O Polo Tournament
NOTE	AVAILABILITY OF OPENTYPE FEATURES SUBJECT TO APPLICATION SUPPORT

UPPERCASE	A B C D E F G H I J K L M N O P Q R S T U V W X Y & Z
LOWERCASE	a b c d e f g h i j k l m n o p q r s t u v w x y z
OLDSTYLE FIGURES, ETC.	0 1 2 3 4 5 6 7 8 9 \$ ¢ € £ ¥ ¤ § # % ‰ ∞
LINING FIGURES, ETC.	0 1 2 3 4 5 6 7 8 9 \$ ¢ € £ ¥ ¤ § # % ‰ ∞
PUNCTUATION, ETC.	. , ; ! ? ¡ ¨ ’ ” “ ” „ , , ‘ ’ « » — _ … () [] { } \ / * • @ © ® ™ ® ¶ † ‡ ℓ €
LIGATURES	B fi fl fff ffi fl
EXTENDED UPPERCASE	À Á Â Ã Ä Å Ç È É Ê Ë Ì Í Î Ï Ĺ Ń Ó Ô Õ Ö Ø Š Ú Û Ü Ý Ž Ž Đ Þ Æ œ
EXTENDED LOWERCASE	à á â ã ä å ç è é ê ë ì í î ï ĳ ŉ ó ô õ ö ø š ú û ü ý ž ž đ þ æ œ
FLOATING ACCENTS	ˆ ˇ ˘ ˙ ˚ ˛ ˜ ˝ ˞ ˟ ˠ ˡ ˢ ˣ ˤ ˥ ˦ ˧ ˨ ˩ ˪ ˫ ˬ ˭ ˮ ˯ ˰ ˱ ˲ ˳ ˴ ˵ ˶ ˷ ˸ ˹ ˺ ˻ ˼ ˽ ˾ ˿ ̀ ́ ͂ ̓ ̈́ ͅ ͆ ͇ ͈ ͉ ͊ ͋ ͌ ͍ ͎ ͏ ͐ ͑ ͒ ͓ ͔ ͕ ͖ ͗ ͘ ͙ ͚ ͛ ͜ ͝ ͞ ͟ ͠ ͡ ͢ ͣ ͤ ͥ ͦ ͧ ͨ ͩ ͪ ͫ ͬ ͭ ͮ ͯ Ͱ ͱ Ͳ ͳ ʹ ͵ Ͷ ͷ ͸ ͹ ͺ ͻ ͼ ͽ Ϳ ̀ ́ ͂ ̓ ̈́ ͅ ͆ ͇ ͈ ͉ ͊ ͋ ͌ ͍ ͎ ͏ ͐ ͑ ͒ ͓ ͔ ͕ ͖ ͗ ͘ ͙ ͚ ͛ ͜ ͝ ͞ ͟ ͠ ͡ ͢ ͣ ͤ ͥ ͦ ͧ ͨ ͩ ͪ ͫ ͬ ͭ ͮ ͯ Ͱ ͱ Ͳ ͳ ʹ ͵ Ͷ ͷ ͸ ͹ ͺ ͻ ͼ ͽ Ϳ
SUPER- AND SUBSCRIPT	(\$ ¢ € £ ¥ # % . , -) 0 1 2 3 4 5 6 7 8 9 0 1 2 3 4 5 6 7 8 9
FRACTIONS	1/2 1/4 3/4 1/3 2/3 1/8 3/8 5/8 7/8 0 1 2 3 4 5 6 7 8 9 / 0 1 2 3 4 5 6 7 8 9
SUPERSCRIPT MINUSCULES	a b d e h i l m n o r s t
MATH	+ − × ÷ = ≈ ≠ ± < > ≤ ≥ ¬ · ~ ^ μ π Δ Ω Π Σ ∫ ∂ ∞ ◇ ∇
NOTE	ACCESS TO SOME CHARACTERS SUBJECT TO APPLICATION SUPPORT OF OPENTYPE FEATURES
LANGUAGES SUPPORTED	ALBANIAN, BASQUE, CATALAN, CORNISH, DANISH, DUTCH, ENGLISH, ESTONIAN, FAROESE, FINNISH, FRENCH, GALICIAN, GERMAN, ICELANDIC, INDONESIAN, IRISH, ITALIAN, MALAY, MANX, NORWEGIAN BOKMÅL, NORWEGIAN NYNORSK, OROMO, PORTUGUESE, SOMALI, SPANISH, SWAHILI, AND SWEDISH

UPPERCASE	ABCDEFGHIJKLMNOPQRSTUVWXYZ
LOWERCASE	abcdefghijklmnopqrstuvwxyz
OLDSTYLE FIGURES, ETC.	0123456789 \$¢€£¥ƒ§#%‰∞
LINING FIGURES, ETC.	0123456789 \$¢€£¥ƒ§#%‰∞
PUNCTUATION, ETC.	.,:;!;?i¿””‘‘“”„,„‹›«»-- — _...()[]{} \ / * • @ © ® ™ ® ¶ † ‡ ¤
EXTENDED UPPERCASE	À Á Â Ã Ä Å Ç È É Ê Ë Ì Í Î Ï Ñ Ò Ó Ô Õ Ö Ø Š Ÿ Ú Û Ü Ý Þ ß à á â ã
EXTENDED LOWERCASE	À Á Â Ã Ä Å Ç È É Ê Ë Ì Í Î Ï Ñ Ò Ó Ô Õ Ö Ø Š Ÿ Ú Û Ü Ý Þ ß à á â ã
FLOATING ACCENTS	ˆ ˜ ˘ ˙ ˚ ˇ ˛ ˜ ˘ ˙ ˚ ˇ ˛
SUPER- AND SUBSCRIPT	(\$ ¢ € £ ¥ # % . , -) 0 1 2 3 4 5 6 7 8 9 0 1 2 3 4 5 6 7 8 9
FRACTIONS	1/2 1/4 3/4 1/3 2/3 1/8 3/8 5/8 7/8 0123456789/0123456789
SUPERSCRIPT MINUSCULES	abdehilmnorst
MATH	+ − × ÷ ≈ ≠ ± < > ≤ ≥ ∇ ∙ ∼ ^ μ π Δ Ω Π Σ ∫ ∂ ∞ ∇ √
NOTE	ACCESS TO SOME CHARACTERS SUBJECT TO APPLICATION SUPPORT OF OPENTYPE FEATURES
LANGUAGES SUPPORTED	ALBANIAN, BASQUE, CATALAN, CORNISH, DANISH, DUTCH, ENGLISH, ESTONIAN, FAROESE, FINNISH, FRENCH, GALICIAN, GERMAN, ICELANDIC, INDONESIAN, IRISH, ITALIAN, MALAY, MANX, NORWEGIAN BOKMÅL, NORWEGIAN NYNORSK, OROMO, PORTUGUESE, SOMALI, SPANISH, SWAHILI, AND SWEDISH

Thanks ROBERT STEFFENS & LISA STEFFENS
The Cronite Company, Inc.

IGINO MARINI, iKern.com
Type metrics & engineering

LINNEA LUNDQUIST
Quality assurance

NANCY SHARON COLLINS, Stationer
nancysharoncollinsstationer.com

STEPHEN COLES
Consultant & copywriter

Type This specimen is set in SWEET® Sans.

MVBfonts.com

Copyright © 2011 Markanna Studios Inc. dba MVB Fonts.

This PDF document is provided to you for evaluation purposes only. You may reproduce this document on a personal printer, and you may distribute this PDF document to others, provided that you do not alter the document and that the copyright and trademark notices remain intact.

Sweet and MVB are registered trademarks of Markanna Studios Inc. OpenType is a registered trademark of Microsoft Corporation. Burin Sans and Sackers Gothic are trademarks of Monotype Imaging. Other trademarks are the property of their respective owners.

MVB Fonts assumes no liability for inadvertent inaccuracies or typographical errors that might be found in this document. The names of individuals and/or businesses used in typographic illustrations are intended to be fictitious. Any similarity to persons, living or dead, and/or actual places, addresses, business names, trademarks or trade names is unintentional and purely coincidental. Product characteristics, content and availability are subject to change without notice.



A B C D E F G H I

J K L M N O P Q

R S T U V W X Y Z

a b c d e f g h i

j k l m n o p q

r s t u v w x y z

A B C D E F G H I

J K L M N O P Q

R S T U V W X Y Z

